

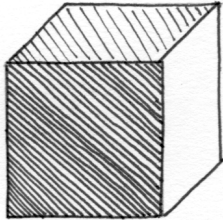
Parallel / Hatching




value charts



0.8 0.5 0.3 0.2 0.1 0.05

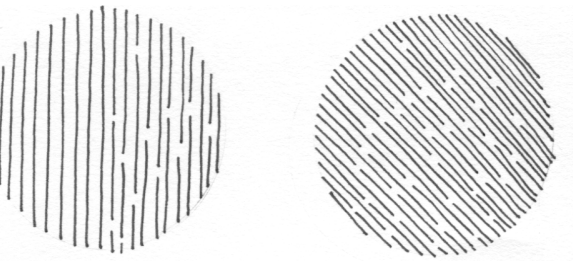


Subjects get a flat, smooth appearance, when drawn with parallel lines. The lines should be as parallel and straight as possible.



Without any outlines, parallel hatching creates a distant, faded, foggy look.

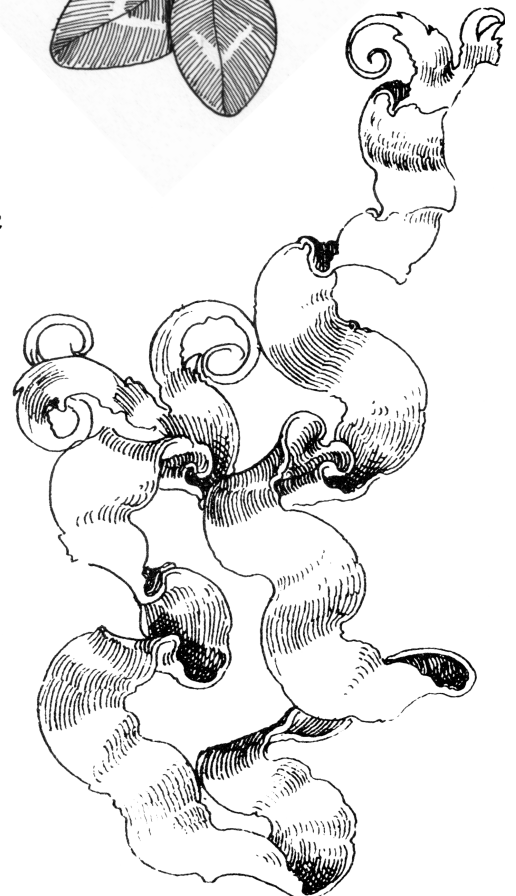
Provide open areas for diversity and for the eye to rest.



Break long lines into shorter sections.

Use:

- flat, even surfaces
- backgrounds
- objects obscured by rain, fog, poor lighting



Adding Contour Lines

Lines follow the shape of the object.

